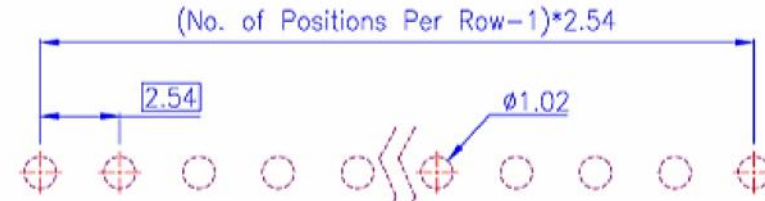
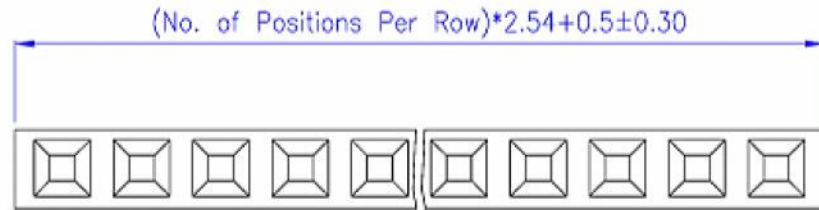
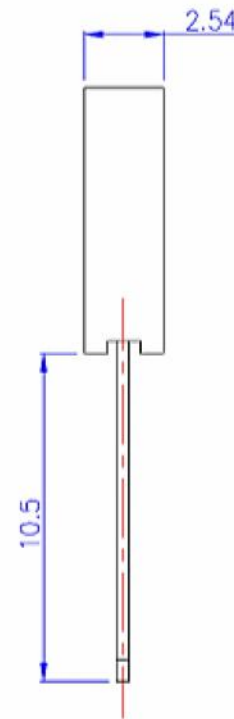
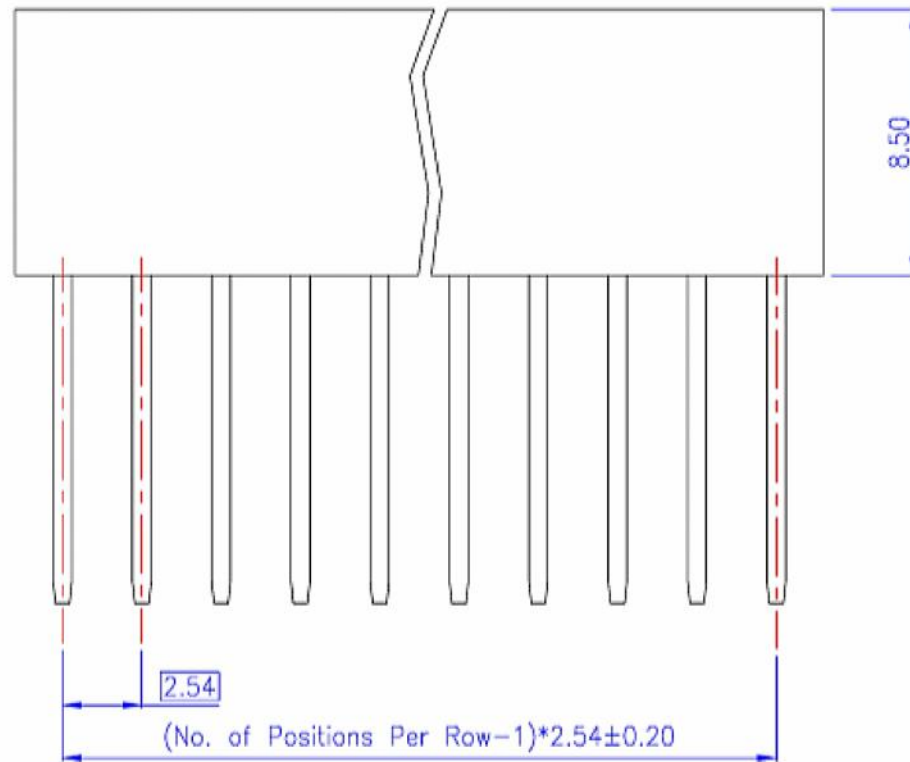


Rev.	Date	Description
A	2004/07/15	New Drawing



PCB Layout
(Top View)



Shallin Electronics Co., Ltd.

Material and Finish

1. Housing: PBT (UL94V-0), Black.
2. Terminal: Copper Alloy (t=0.40mm), Gold Plating.

Electrical Characteristics

1. Current Rating: 3.0 Amp. Max.
2. Dielectric Withstand Voltage: 1000V AC RMS for 60Seconds.
3. Insulation Resistance: 1000M Ohms Min. at 1000V DC.
4. Contact Resistance: 30m Ohms Max.

Mechanical Characteristics

1. Operating Temperature: -55°C ~ +105°C

Tolerance	Scale	Unit	Drawn By	Checked By	Approved By
0.0 ±0.30	1:1	mm	Naosei	Amanda	Alex
0.00 ±0.20					
0.000 ±0.10					
Drawing No. 210110xx series					

2.54mm Post Header Receptacle
PCB Mount Vertical Type
Single Row (H=8.50mm)