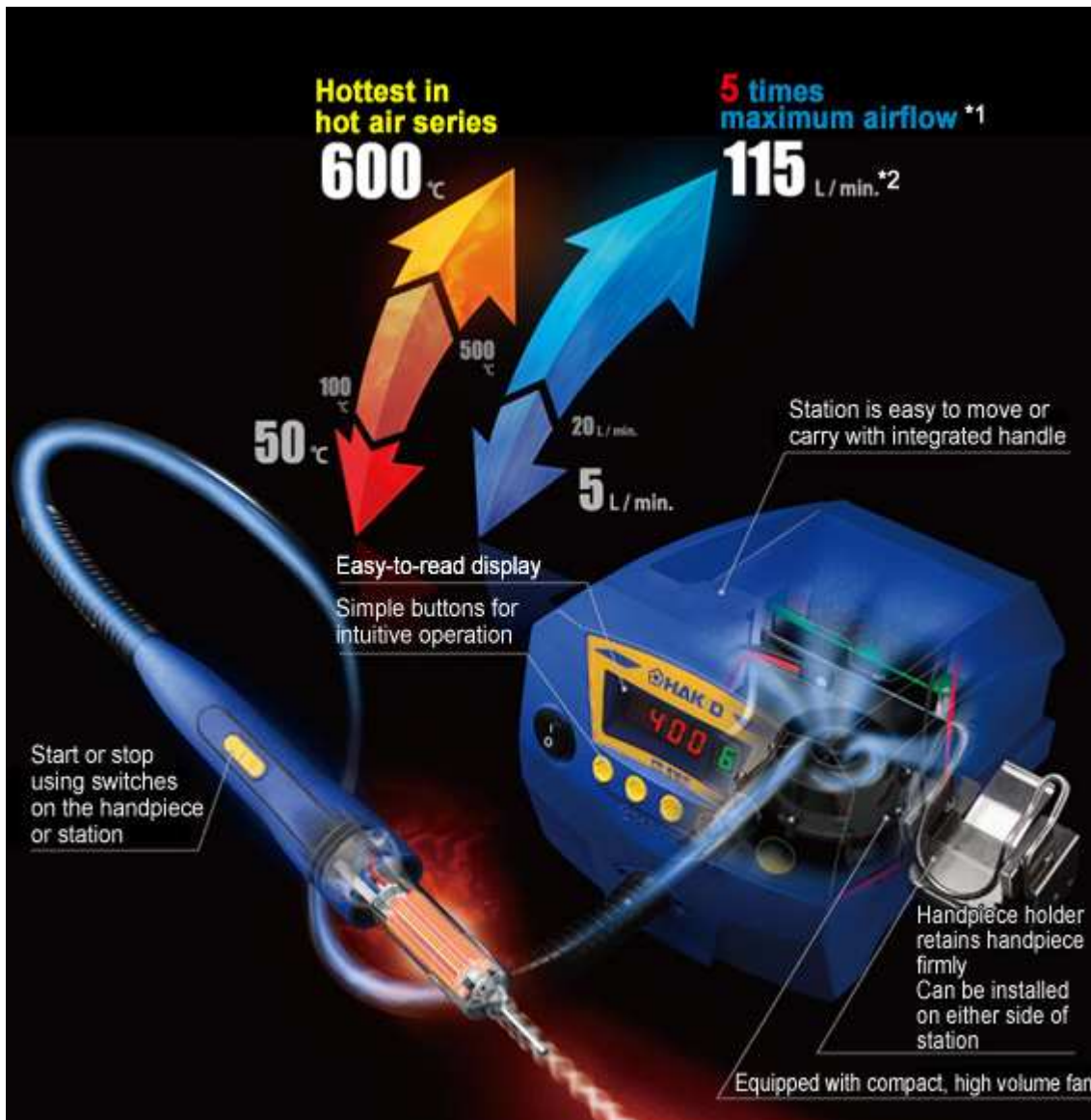


Turbine powered digital SMD hot air rework station for a various kinds of boards

High volume airflow and high output for a various kinds of rework
Fine setting can be arranged for various types of boards due to wide range of temperature and airflow.
The FR-810 makes it possible to supply hot air with high volume airflow and high output when repairing heavy duty boards. And just the right airflow and high output can be set for high density boards with fine components.
Together with digital control, this creates the ideal worksite and the workpiece, and improves rework efficiently.



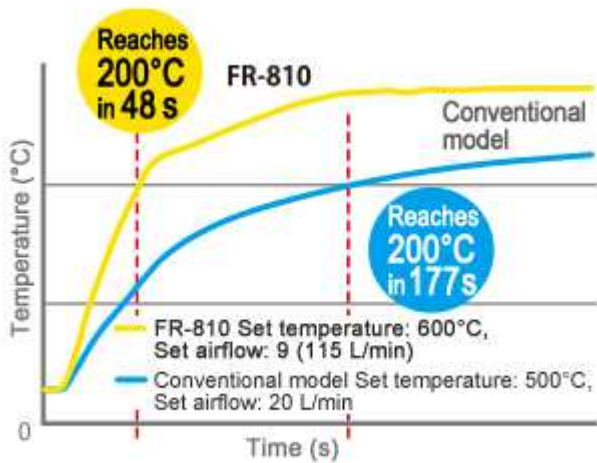
*1 Compared to previous HAKKO model

*2 Differs according to nozzle shape

Efficiency improvement

The FR-810's high volume airflow and high output make it possible to perform the same work in only one-third of the time required when using a conventional model.

This reduces the thermal impact on boards and components.



*Examination of time taken for connector sections soldered onto a ceramic board to be heated to 200 °C with maximum temperature and airflow settings selected. Single nozzles with an approximately 4mm diameter were used.

Use conventional HAKKO nozzles by attaching included conversion adapter
 To use HAKKO FR-810 with a conventional HAKKO nozzle, attach the included conversion adapter.
 Purchasing a conversion adapter for each different type of nozzle will help make work more convenient.
 *Conventional nozzles refer to the optional nozzles for use with HAKKO FR-801/802/803B.



Simple nozzle removal and easy maintenance
 Nozzle can be changed quickly when working with a wide range of components. Conventional HAKKO nozzles can be used by using a special conversion adapter (option).
 (See back cover for details.)
 Heater replacement is also simple.

Quick-change N51 nozzles



Simple, tool-free removal and attachment.

Simple heater replacement



Simply remove four screws to replace heater.

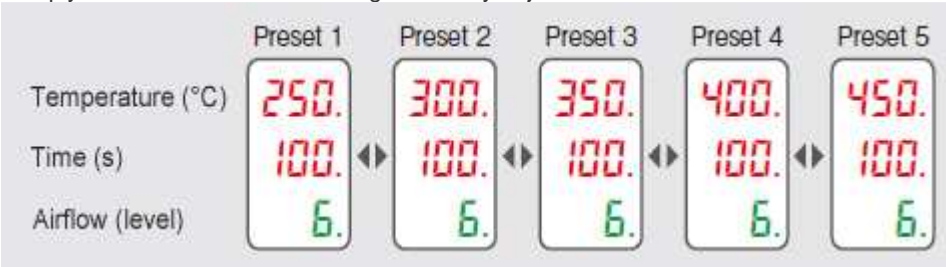
Full digital control of temperature, airflow, and time

Timer function

A new timer function allows for repeatably consistent work times. This can help to prevent parts from overheating and can improve the overall quality of your work.

Preset mode

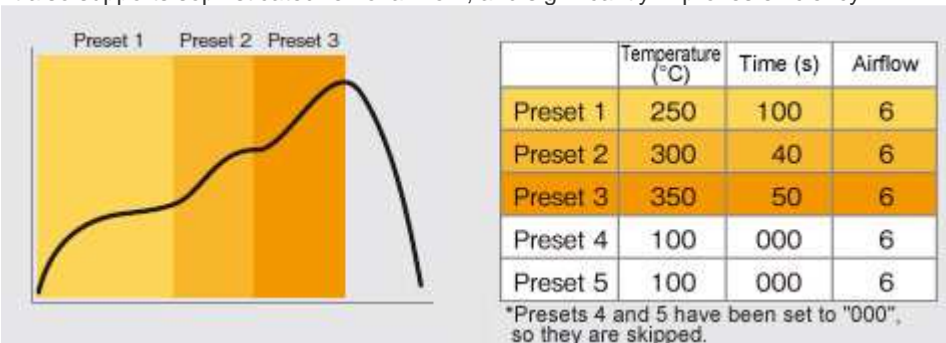
Preset mode allows you to change the settings easily to suit a variety of boards and workpieces. (You can program temperature, time and airflow settings for up to five presets)
Simply switch to the desired setting for variety of jobs.



Chain Presets function

The Chain Presets function allows you to create a simple temperature profile by combining settings registered in preset mode. (Up to five steps can be created).

It also supports sophisticated removal work, and significantly improves efficiency.



Auto sleep and auto shutoff features



To ensure safety and conserve power, when the handpiece is placed in the handpiece holder, the auto sleep function is activated and it starts cooling automatically.

If the handpiece has not been removed from the handpiece holder (Ex. Using it in a rework fixture) and after it has been idle for 30 minutes, auto shutoff function is activated. It is automatically powered off.

Access to settings can be restricted via the password function for easy management.

Create a low-cost repair system with a rework fixture

Using the optional fixture adapter allows you to also attach the handpiece to the rework fixture (C1392B).

