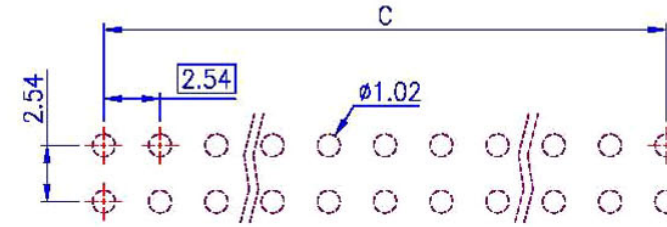
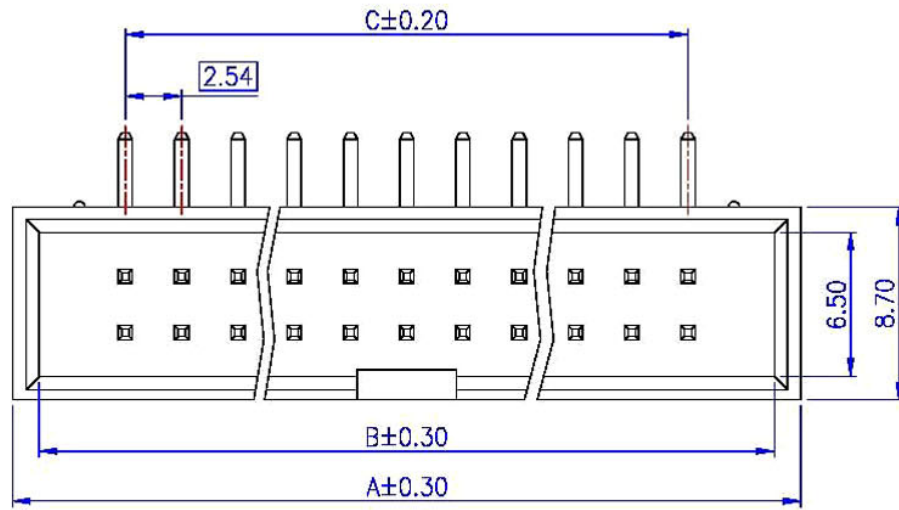
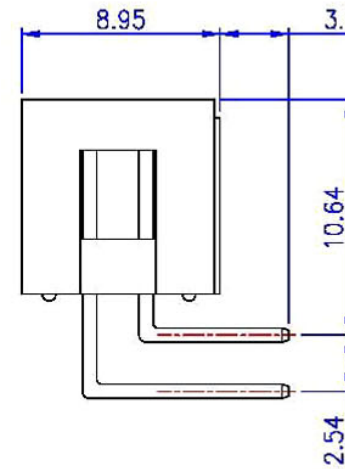
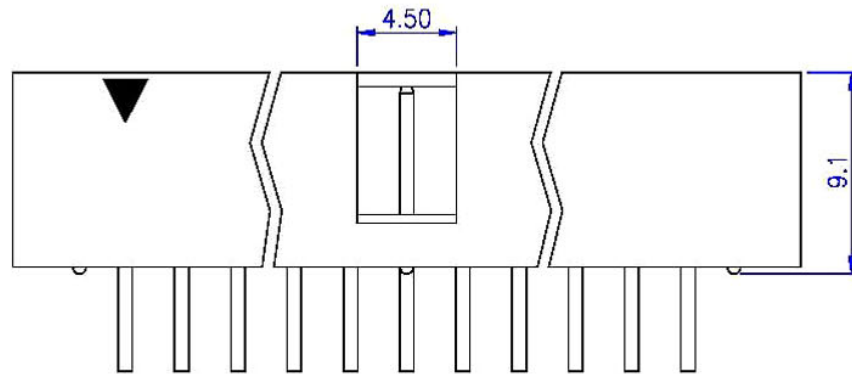


Rev.	Date	Description
A	2004/10/14	New Drawing
B	2007/04/26	Modify Table



PCB Layout
(Top View)



Dimension			
Pos.	A	B	C
06	15.24	12.94	5.08
08	17.78	15.48	7.62
10	20.32	18.02	10.16
12	22.86	20.56	12.70
14	25.40	23.10	15.24
16	27.94	25.64	17.78
20	33.02	30.72	22.86
24	38.10	35.80	27.94
26	40.64	38.34	30.48
30	45.72	43.42	35.56
34	50.80	48.50	40.64
40	58.42	56.12	48.26
44	63.50	61.20	53.34
50	71.12	68.82	60.96

SHALLIN ELECTRONICS
CO., LTD.

Material and Finish
1. Housing: PBT (UL94V-0).
2. Terminal: Sq. 0.64mm Copper Alloy, Gold Plating.

Electrical Characteristics
1. Current Rating: 3.0 Amp. Max.
2. Dielectric Withstand Voltage:
1000V AC RMS for 60Seconds.
3. Insulation Resistance:
1000M Ohms Min. at 1000V DC.

Mechanical Characteristics
1. Operating Temperature: -55°C ~ +105°C

Tolerance	Scale	Unit	Drawn By	Checked By	Approved By
0.0 ±0.30	1:1	MM	Pin	Bobo	Shaw
0.00 ±0.20					
0.000 ±0.10					
Title: YRRWxxx					
2.54mm Box Header PCB Mount Right Angle Dual Rows					