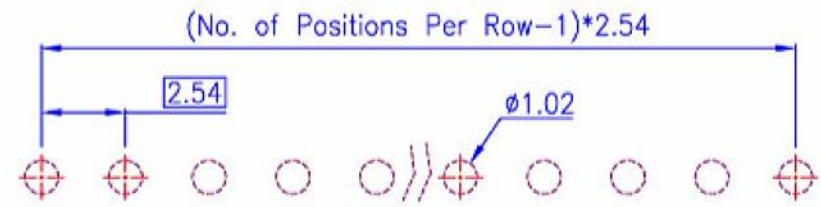
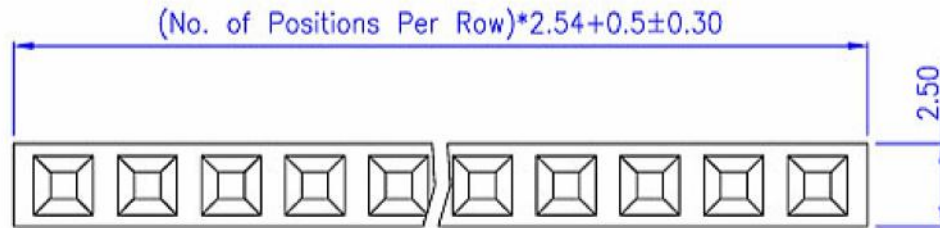
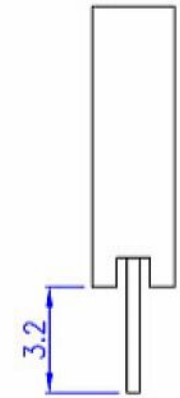
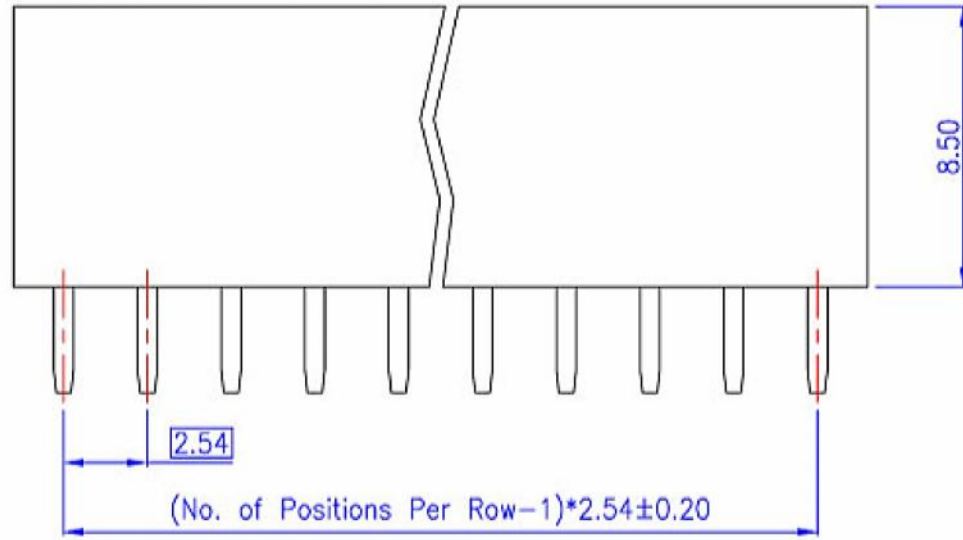


Rev.	Date	Description
A	2004/11/05	New Drawing
B	2005/08/07	Modify Drawing



PCB Layout
(Top View)



Shallin Electronics Co., Ltd.

Material and Finish
1. Housing: Thermoplastic (UL94V-0), Black. 2. Terminal: Copper Alloy (t=0.40mm), Gold Plating.

Electrical Characteristics
1. Current Rating: 3.0 Amp. Max. 2. Dielectric Withstand Voltage: 1000V AC RMS for 60Seconds. 3. Insulation Resistance: 1000M Ohms Min. at 1000V DC. 4. Contact Resistance: 30m Ohms Max.

Mechanical Characteristics
1. Operating Temperature: -55°C ~ +105°C

Tolerance	Scale	Unit	Drawn By	Checked By	Approved By
0.0 ±0.30	1:1	mm	Pue	Vivi	Alex
0.00 ±0.20					
0.000 ±0.10					
Drawing No: YTS1Nxx					
Title: 2.54mm Post Header Receptacle PCB Mount Vertical Type Single Row (H=8.50mm)					